

MACHINES

MINI PAVER CLASS

AFW 150-2

EU Stage V / U.S. EPA Tier 4f



AMMANN

A TRULY UNIQUE MACHINE

AN ASPHALT PAVER DESIGNED FOR SMALL JOBSITES

There is no other machine quite like the Ammann AFW 150-2 Mini Paver. It is a three-wheeled paver: two in the rear to enable traction and one in front for steering. A single operator can run the machine, and the fixed hopper can be side-loaded with a skid steer.

The AFW 150-2 works at widths from 250 mm to 1650 mm (9.8 to 65 in), making it ideal for contractors who work in narrow applications, such as the paving of footpaths.



AFW 150-2

WEIGHT: 1260 kg (2778 lb)

ENGINE POWER: 7.6 kW

BASIC WORKING WIDTH: 800–1300 mm (31.5–51.2 in)

MAX. PAVING WIDTH: 1650 mm (65 in)

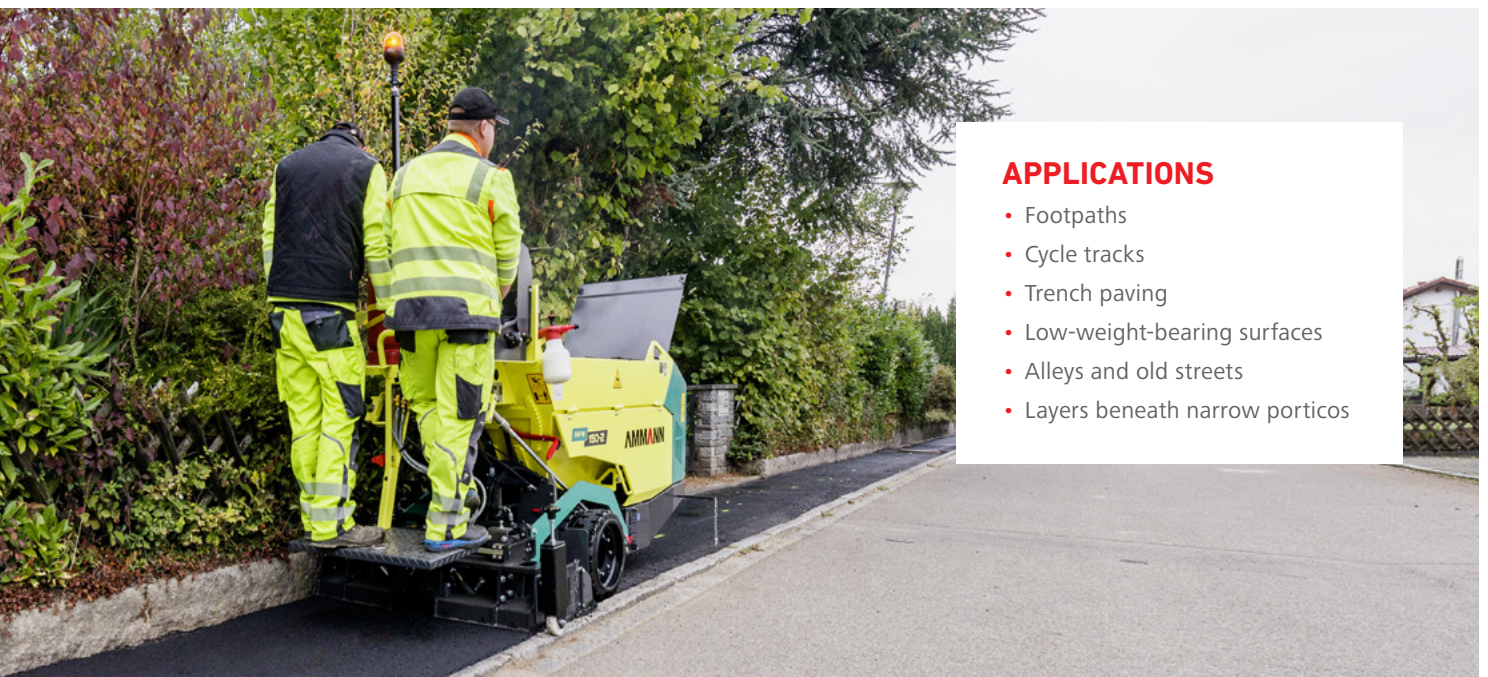
BETTER THAN MANUAL WORK

Some contractors handle narrow paving applications by placing materials by hand. The AFW 150-2 provides significant quality and productivity improvements over a manual approach.

First and foremost, the AFW 150-2 is a paver and brings all the benefits that come with that. A high quality screed provides a level, smooth, compacted mat. The machine moves quickly and continuously, and its one-man operation provides considerable labor savings when compared with manual work.

A MONEY-SAVER COMPARED TO LARGER PAVERS

On narrow jobsites the AFW 150-2 outperforms larger pavers, which sometimes are utilised because they are considered the best option available. These larger pavers are costly in terms of labor, transport and fuel usage. They also are not designed for such narrow applications, with crews making modifications that sacrifice quality. The compact size and ability to work at narrow widths make the AFW 150-2 an efficient and economical answer – with better results, too.



APPLICATIONS

- Footpaths
- Cycle tracks
- Trench paving
- Low-weight-bearing surfaces
- Alleys and old streets
- Layers beneath narrow porticos

YOUR BENEFITS AT A GLANCE

WHAT SETS THE AMMANN
MINI PAVER APART?

EASY-TO-USE DASHBOARD

All controls are clearly arranged for simple operation.

MANUAL MATERIAL FLOW DIVIDER

The unique material flow concept is easy for the operator to access and control.

COMPACT MACHINE DESIGN

The narrow and overall compact machine design enables navigation of tight spaces.

SIMPLE ADJUSTMENT OF SCREED ATTACK ANGLE

The angle of the screed can be set directly from the operator platform. No need to leave the machine.

OPERATOR SAFETY

Forward movement immediately stops if the operator removes his foot from a dead-man's switch on the platform floor.

SPACIOUS OPERATOR PLATFORM

The operator is able to check on the paving process and see into the auger. Screed width can be adjusted from the operator platform.



CONSISTENT MATERIAL FLOW

MATERIAL FEEDING SYSTEM

Material flow is essential to both quality and productivity. The AFW 150-2 Mini Paver provides consistent delivery to the screed so the operator can keep the machine moving forward – while leaving a smooth mat behind.

SIMPLE MATERIAL LOADING

The AFW 150-2 often works on jobsites too narrow for large trucks. That's why the hopper is designed for simple filling from the side. Optional hopper supports make loading even easier and increase capacity.

ONE-SIDE PAVING MADE EASY

Two individually controlled mechanical floor gates separate material flow and enable complete shutdown of a side when required. This allows paving widths as narrow as 250 mm (9.8 in) without the need of a kit.



LARGE MATERIAL HOPPER

The hopper accepts material from the side, which gives the paver its unique slim design. With a volume of 0.6 m³ (21 cu. ft), the hopper stores enough material to continue working in difficult-to-load areas.



OPTIMAL MATERIAL DISTRIBUTION

A strong, mechanically controlled material conveyor ensures proper flow to the auger and screed. The large auger, with a diameter of 120 mm (4.7 in), is automatically controlled with mechanical sensors. This creates consistent material distribution over the entire width of the screed and enables paving thicknesses of up to 100 mm (3.9 in) – even when working at maximum widths. An LED light illuminates the auger compartment, giving the operator full control under all conditions.



EVERYTHING CLOSE TO THE OPERATOR

OPERATOR PLATFORM

A single operator can run the AFW 150-2. All machine controls are located on or around the operator platform so they're easy to reach. The width and attack angle of the screed can be adjusted from the operator platform as well. Of course, the screed can also be operated separately by a screed operator if that is desired by the crew.

SIMPLE OPERATION DUE TO INTUITIVE DASHBOARD

The operator platform of the AFW 150-2 offers intuitive controls in ergonomically friendly locations. Toggle switches are used to provide optimal control.

A centrally located color display provides clear and constant feedback of the paver's status. A properly sized steering wheel enables control.

SAFETY BUILT IN

The operator platform features a pressure sensor that recognises the operator standing on the machine. If the operator leaves the platform in case of an emergency, the machine drive is stopped and only continues when the driver is back on the work station.

GREAT VISIBILITY TO MONITOR KEY COMPONENTS

The machine's compact design provides clear sight lines to key components and processes. The operator can easily monitor the screed and hopper.



A COMPACT POWER PACKAGE

ENGINE, UNDERCARRIAGE KEY COMPONENTS

The AFW 150-2 features a unique, three-wheeled, drive concept and a reliable engine delivers the power necessary to excel.

A RELIABLE POWER SOURCE BOOSTS PERFORMANCE

The EU Stage V / U.S. Tier 4F Hatz 1B50E diesel engine provides high reliability and optimal power to get the job done. Lateral air inlets ensure reliable cooling and prevent loose material from entering the engine or cooling unit.

WHEELED DRIVE GIVES TRACTION AND GREAT MANOEUVRABILITY

The narrow dimensions and manoeuvrability of this unique paver help it excel on small jobsites. The propelled rear axle delivers traction while the front wheel allows precise manoeuvring, even around tight corners. Optional twin wheels for the back axle boost traction and grip on difficult terrain.



IMPROVED PAVING RESULTS

SCREED

Manual paving always leaves a risk of uneven surfaces and other quality issues that can require costly repair work. This is where the AFW 150-2 steps in. The mini paver provides consistent material distribution, and its quality screed leads to exceptional paving results – far beyond what could be achieved through manual paving.

SB 1300 G SCREED FOR GREAT MAT QUALITY

The hydraulically extendible SB 1300 G screed from Ammann allows for standard paving widths up to 1300 mm (51.2 in). Mechanical extensions can increase the widths to 1650 mm (65 in).

FLEXIBILITY FOR ANY CHALLENGE

The screed angle of attack can be mechanically adjusted as it is on larger pavers, helping the operator quickly react to current conditions and the mix. The screed allows for a crown profile from -2.0 up to +2.0 per cent.

VIBRATION SYSTEM FOR INCREASED PRECOMPACTION RESULTS

The screed is available with an optional vibration unit to improve precompaction of the paved mat.



QUICK HEAT UP SAVES TIME

The reliable gas heating system is controlled directly from the main operator dashboard. A sensor keeps the operator informed about the temperature at all times.

SERVICE AND MAINTENANCE

ENHANCE YOUR PERFORMANCE

Ammann pavers use high quality components for long life. The extended service intervals and the accessible service points make maintenance easy and maximise uptime. Efforts are taken to make the most of every shift, too – including the large fuel tanks that reduce stops.

BUILT TO LAST

- Wear-resistant components in the AFW 150-2 assure durability and long lifetime.
- Use of reliable, well-known suppliers for key components such as engine, and drive unit ensures quality.

EASY TRANSPORTATION

- Compact dimensions of the AFW 150-2 allow simple transport on a trailer
- Multiple tie-down points ensure safe and secure transport.
- Foldable operator platform saves space on the trailer and time when loading.
- AFW 150-2 is small enough to fit on a trailer together with the roller needed on site.

DAILY TIME SAVERS

- Easy access to maintenance and service points



PARTS

ALWAYS AVAILABLE

Ammann has taken steps to help ensure pavers are up and running – and stay that way. One key effort was a thorough analysis of critical paver components and their stocking levels to maximise parts availability. The analysis included an examination of parts utilisation around the world. Ammann experts looked at the machines, the components, the life of the parts and the application among other factors. The result: You have the parts you need in a timely fashion.

MAINTENANCE KITS

Maintenance kits are available when machines need more in-depth repairs that require them to be transported from the jobsite. The kits feature all parts, from the biggest components to the smallest nuts and bolts, needed for a particular repair. The kits ensure you have everything when you need it, thereby preventing the absence of a tiny part from keeping a productive machine from working.

EMERGENCY KITS


Emergency kits prevent little frustrations from becoming bigger issues that can shut down a machine and even a jobsite. These kits include parts such as switches and fuses that are simple and fast to change yet still can cause significant problems if not operating properly. The kits easily fit in the trunk or bed of a vehicle so they're on hand when needed.

WEARING KITS

Pavers handle abrasive materials in demanding applications and some wear is inevitable. Wearing kits now make replacement of these parts efficient and cost-effective. As with the emergency kits, wearing kits include all the necessary parts – big and small – to ensure the paver's downtime is kept to a minimum.

THE ADVANTAGES OF KITS


- Reduce downtime by ensuring that every part, big and small, is there when you need it
- Provide cost-savings, usually at least 10 percent, when compared with ordering parts individually
- Bring convenience by helping organise all the required parts for a specific repair or service
- Ensure you have parts that fit perfectly and protect your warranty
- Make ordering fast and easy by selecting a kit instead of multiple individual parts
- Ensure quick delivery times, when needed, through a variety of shipping options




Conveyor belt



Auger wings




Screed bottom plate



Screed tamper bar

SPECIFICATIONS

AFW 150-2



WEIGHT & DIMENSIONS

OPERATING WEIGHT (CECE)	1260 kg (2778 lb)
MAX. OPERATING WEIGHT	1340 kg (2950 lb)
A MACHINE LENGTH	2865 mm (112.8 in)
B TRANSPORT LENGTH	2550 mm (100.4 in)
C MACHINE WIDTH	1150 mm (45.3 in)
D MACHINE HEIGHT	1598 mm (62.9 in)
E HOPPER LENGTH	1668 mm (65.7 in)
F OPERATOR PLATFORM HEIGHT	432 mm (17 in)

ENGINE & DRIVETRAIN

ENGINE	Hatz 1B50E
EMISSIONS	EU Stage V / U.S. Tier 4F
ENGINE COOLING SYSTEM	Air cooling
RATED POWER	7.6 kW
UNDERCARRIAGE	Wheeled
WHEELS	2 x 432 x 127 mm (17 x 5 in)
DIRECTIONAL WHEEL	330 x 152 mm (13 x 6 in)
TRANSMISSION TYPE	Hydrostatic
STEERING TYPE	Hydraulic
INTERNAL TURNING RADIUS	950 mm (37.4 in)

PERFORMANCE

MAX. THEORETICAL PAVING CAPACITY	35 t/h (38 U.S. t/h)
MAT THICKNESS	5–100 mm (0.2–3.9 in)
TRANSFER SPEED	0–2.5 km/h (0–1.6 mile/h)
MAX. PAVING SPEED	25 m/min (82 ft/min)

STANDARD EQUIPMENT

- Automatic gas burner ignition and temperature control
- Reduction plates for screed paving width at 250 mm (9.8 in)
- Hydraulically extendable screed

SCREED SB 1300 G

STANDARD PAVING WIDTH	800–1300 mm (31.5–51.2 in)
MAX. W / EXTENSIONS	1650 mm (65 in)
MIN. W / REDUCTION PLATES	250 mm (9.8 in)
SCREED TYPE	SB Standard, Optional with vibration
HEATING	Gas



MATERIAL FEEDING

HOPPER CAPACITY	0.6 m ³ (21 cu.ft)
CONVEYOR BELT	One conveyor, reversible and automatic controlled
AUGER	Automatic controlled

TANK CAPACITIES

FUEL	5 l (1.32 gal)
HYDRAULIC OIL	11 l (2.91 gal)

OPTIONAL EQUIPMENT

- Mechanical extensions (2 x 175 mm (6.8 in)) up to 1650 mm (65 in)
- Vibrating system
- Twin wheels
- Hopper filling help
- Additional auger LED light
- Front wheel scraper
- Special color



For additional product information
and services please visit:
www.ammann.com

